

# EPPI-Centre Evidence Tools, Products, and Projects

*A series of webisodes from the Evidence for Policy and Practice Information and Co-ordinating (EPPI) Centre*

---

Hosted by AIR's Center on Knowledge Translation for Disability and Rehabilitation Research (KTDRR)



# Turning knowledge into action

Stakeholder and evidence informed process for  
NICE guidance in social care

January 2018

Carol Vigurs (EPPI-Centre, UCL)

# Evidence based health and social care practice

The aim of evidence based practice is to integrate current best evidence from research with clinical and social care policy and practice

*Barriers-* Practitioners have difficulty in:  
***finding, assessing, interpreting, and applying*** current best evidence

- Relevant research spread thinly over many publications
- Lack of clear answers to clinical questions
- Contradictory information in the scientific literature
- Weaker evidence may be implemented, while stronger evidence is neglected
- Authority and motivation to change current practice

# The National Institute for Health and Care Excellence (NICE)

## 1999 Creation of NICE

The National Institute for Clinical Excellence became a legal entity in April. Our aim was to create consistent guidelines and end rationing of treatment by postcode across the UK.



## 2001 National Collaborating centres established

The National Collaborating Centres help develop clinical guidelines by using the expertise of the royal medical colleges, professional bodies and patient/carer organisations.

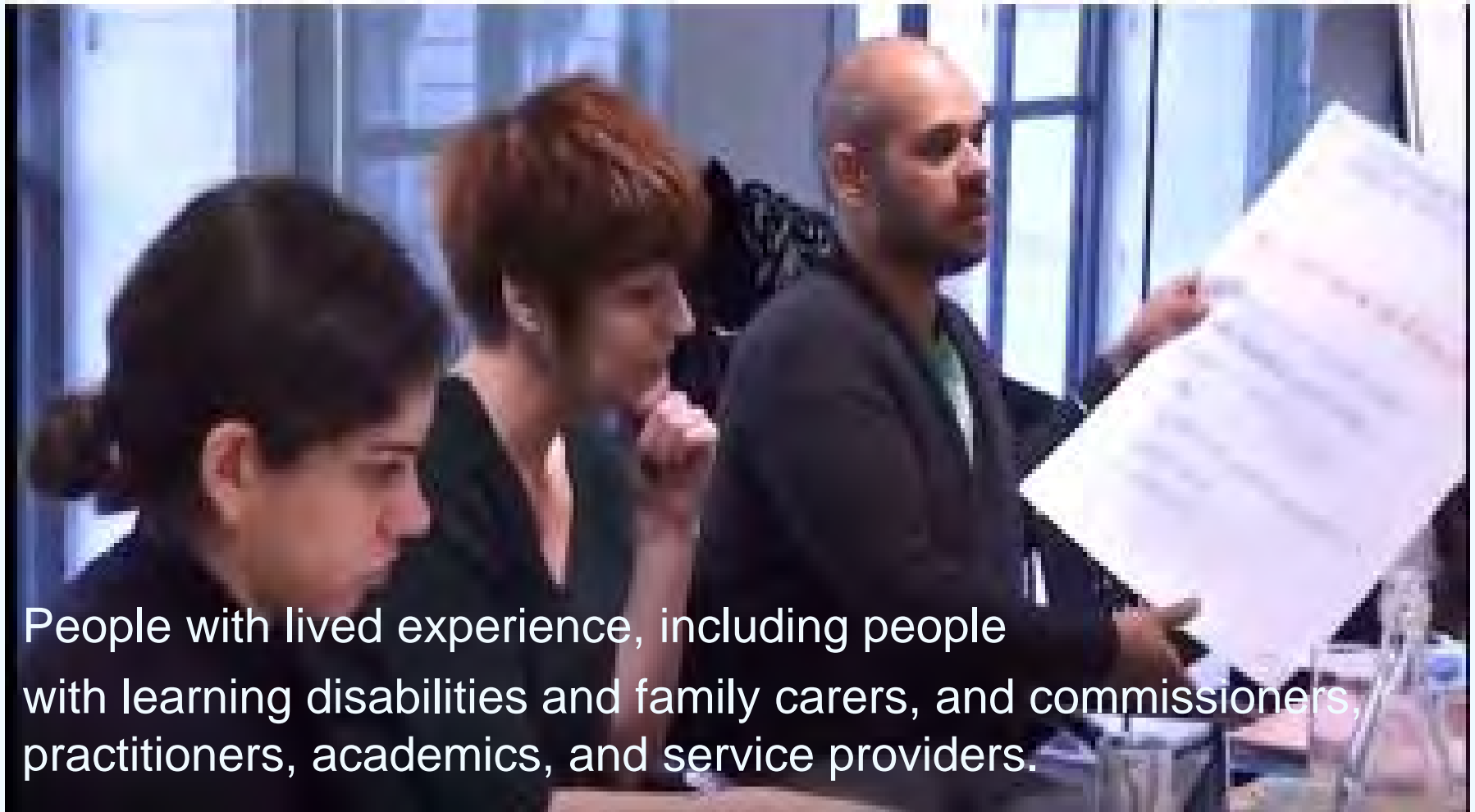


## 2014 First social care guideline

- SC1 Managing medicines in care homes (March)

# Meet the Committee:

Service guideline for people with learning disability and behaviour that challenges



People with lived experience, including people with learning disabilities and family carers, and commissioners, practitioners, academics, and service providers.

Image used with permission from NICE

# What we do

Barriers to applying current research	Solution
Finding	Systematic review methods for searching relevant literature
Assessing	Systematic review tools for critically appraising the quality of the evidence
Interpreting	Guidance committee meetings
Applying	Recommendations for practitioners

# The best available evidence for different kinds of questions

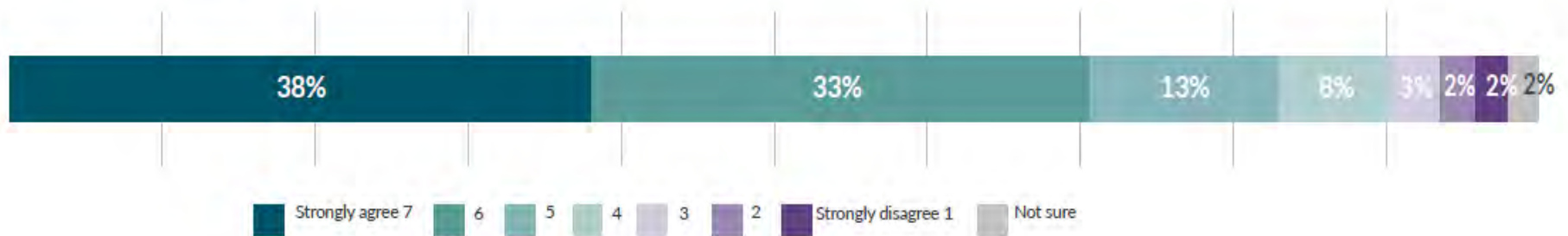
---

1. Published research
2. Experts by experience
3. People who deliver and commission services
4. Expert witnesses
5. Examples of best practice



# Scientific, rigorous and evidence-based

NICE is scientific, rigorous and evidence-based



The open comments reflect the overall favourable response:



*"They are clear, concise and well researched; they provide me with evidence based guidance to support my work."* Nursing and midwifery professional

*"Guidance is developed through a rigorous, evidence-based, and trustworthy process."* Medical publishing professional

*"Clear evidenced based products and a breadth of high quality guidelines at a time when many public services are under pressure."* Patient/service user/carer

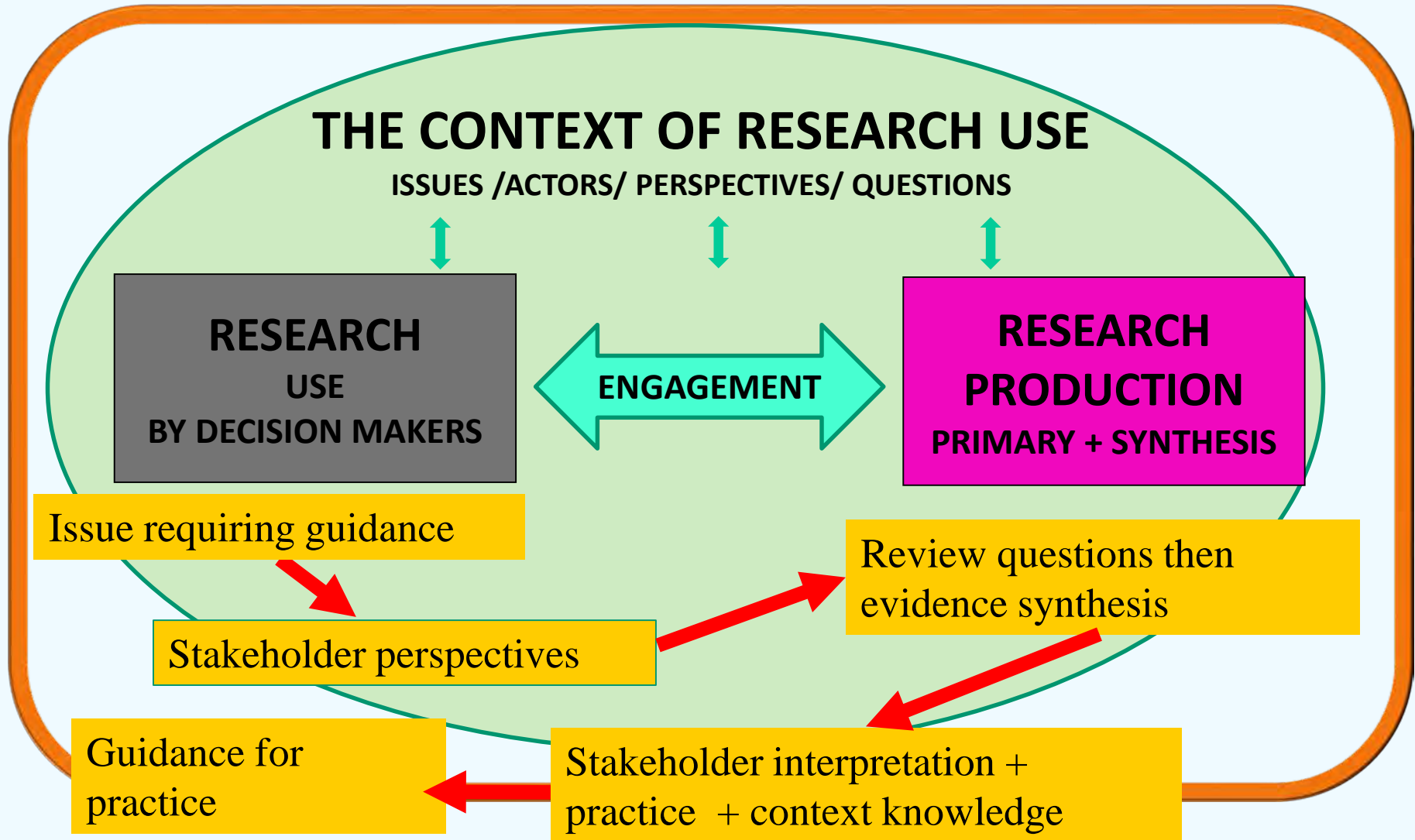
*"Trustworthy, evidence based, easy to understand."* Patient/service user/carer

*"Overall excellent organisation providing important service to healthcare professionals. Highly reliable given the thorough process."* Research and academic professional



# National Institute for Health and Care Excellence (NICE)

Image used with permission. Source: Gough, D. Oliver, S., & Thomas, J. (2017). *An introduction to systematic reviews, Second Edition*. London: SAGE.



# Thank you

## Websites

EPPI-Centre Website <http://eppi.ioe.ac.uk>

National Institute of Health  
and Care Excellence <https://www.nice.org.uk/>


## Twitter

@EPPICentre

## Email

[c.vigurs@ucl.ac.uk](mailto:c.vigurs@ucl.ac.uk)

Cover reprinted with permission



Cover reprinted with permission

Learning disabilities committee  
lay members speak about their experience  
of being on a guideline committee  
<https://youtu.be/zKntled9UZs>



### EPPI-Centre

Social Science Research Unit  
UCL Institute of Education  
University College London  
18 Woburn Square  
London WC1H 0NR

Tel +44 (0)20 7612 6397  
Fax +44 (0)20 7612 6400  
Email [eppi@ioe.ac.uk](mailto:eppi@ioe.ac.uk)  
Web [eppi.ioe.ac.uk/](http://eppi.ioe.ac.uk/)

# Disclaimer

The contents of this presentation were developed by the EPPI-Centre for grant number 90DP0027 from the National Institute on Disability, Independent Living, and Rehabilitation Research (NIDILRR). NIDILRR is a Center within the Administration for Community Living (ACL), Department of Health and Human Services (HHS). The contents of this presentation do not necessarily represent the policy of NIDILRR, ACL, HHS, and you should not assume endorsement by the Federal Government.